







Name \_\_\_\_\_

## Congratulations!










You have been selected to do a book chat on \_\_\_\_\_.  
(date)

### **You will need to do the following:**

-  Use eye contact, smile, and a BIG voice.
-  Show the book.
-  Name the book, author, and genre.
-  Summarize the book (but don't tell the ending!).
-  Give a personal response to the book (connections, thoughts, feelings).
-  Tell who would like this book or to whom you would recommend it.



### **Suggestions for doing a great Book Chat:**

-  Practice in front of a mirror, mom, dad, or anyone else.
-  Watch the Reading Rainbow Book Chat video to get ideas.
-  Include all of the required parts.
-  Make sure you explain with details. Don't say, "I liked this book because it was good." That doesn't tell us anything!
-  Retell an exciting, funny, or emotional part of the book.
-  Compare the book to others you have read.
-  Make personal connections to the story. The audience likes to know how the book might relate to them.
-  Remember that you are trying to "sell" your book or get others to read it.
-  *Optional:* Do a book project to help explain your book. (See the book project cards for ideas).